

An Update on R&D in the 2009 Budget

Kei Koizumi

October 3, 2008

for the AAAS Board of Directors

AAAS R&D Budget and Policy Program

<http://www.aaas.org/spp/rd>

See the “What’s New” section for the latest updates; see the “Seminars and Presentations” section for copies of this presentation.



THE FY 2009 BUDGET

FY 2009 has started, but only 3 departments (DOD, DHS, VA) have their final 2009 budgets.

The remaining federal agencies are operating under a CR (continuing resolution) at or below 2008 levels through March 6.

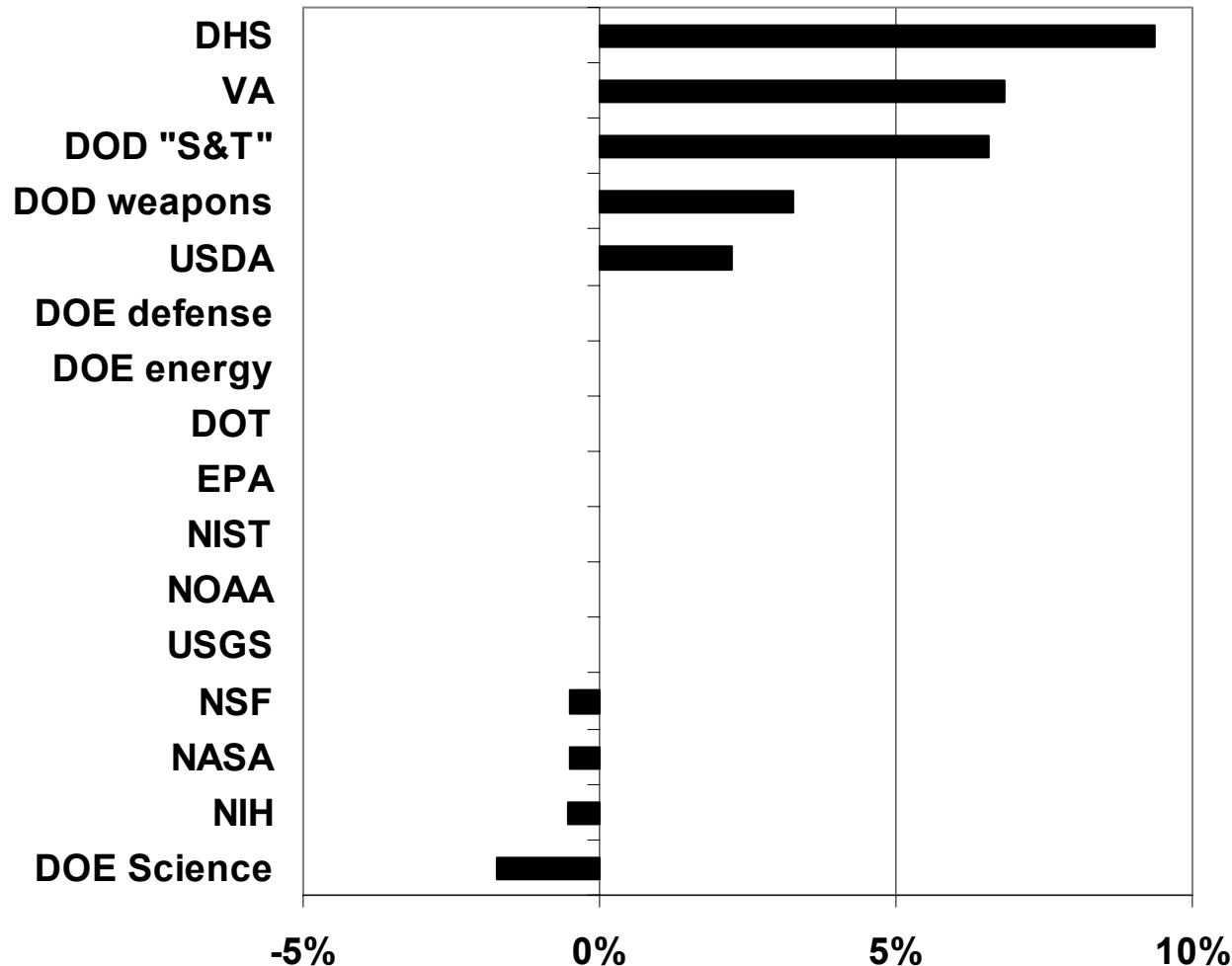
Because President Bush threatened to veto any appropriations bills that exceed his request, Congress has delayed the bills, which would collectively add \$21 billion to the request for domestic programs.

The next Congress plans to send the remaining 9 (of 12) appropriations bills to a new President.

Congress may still approve 2009 supplementals for NIH, DOE, and others as part of an economic stimulus package, but hopes are fading.

FY 2009 R&D Appropriations in the 2009 CR

Percent Change from FY 2008 (as of SEPT. '08)

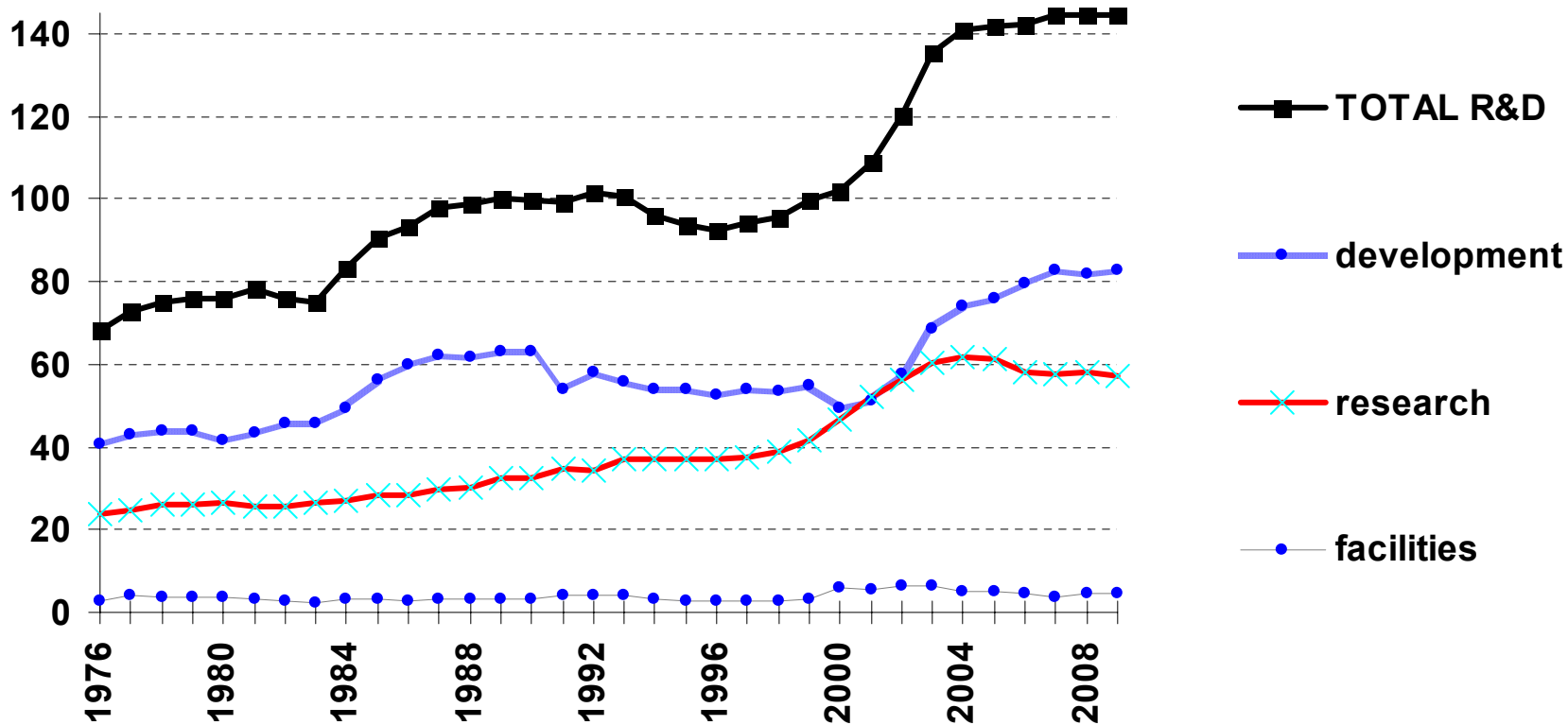


Source: AAAS estimates of R&D in the FY 2009 omnibus / continuing resolution.
Only DOD, VA, and DHS have final FY 2009 appropriations. The remaining agencies are funded temporarily through March 6 under the continuing resolution.
DOD "S&T" = DOD R&D in "6.1" through "6.3" categories plus medical research.
SEPT. '08 REVISED © 2008 AAAS



Trends in Federal R&D, FY 1976-2009 (as of 9/08) *

in billions of constant FY 2008 dollars

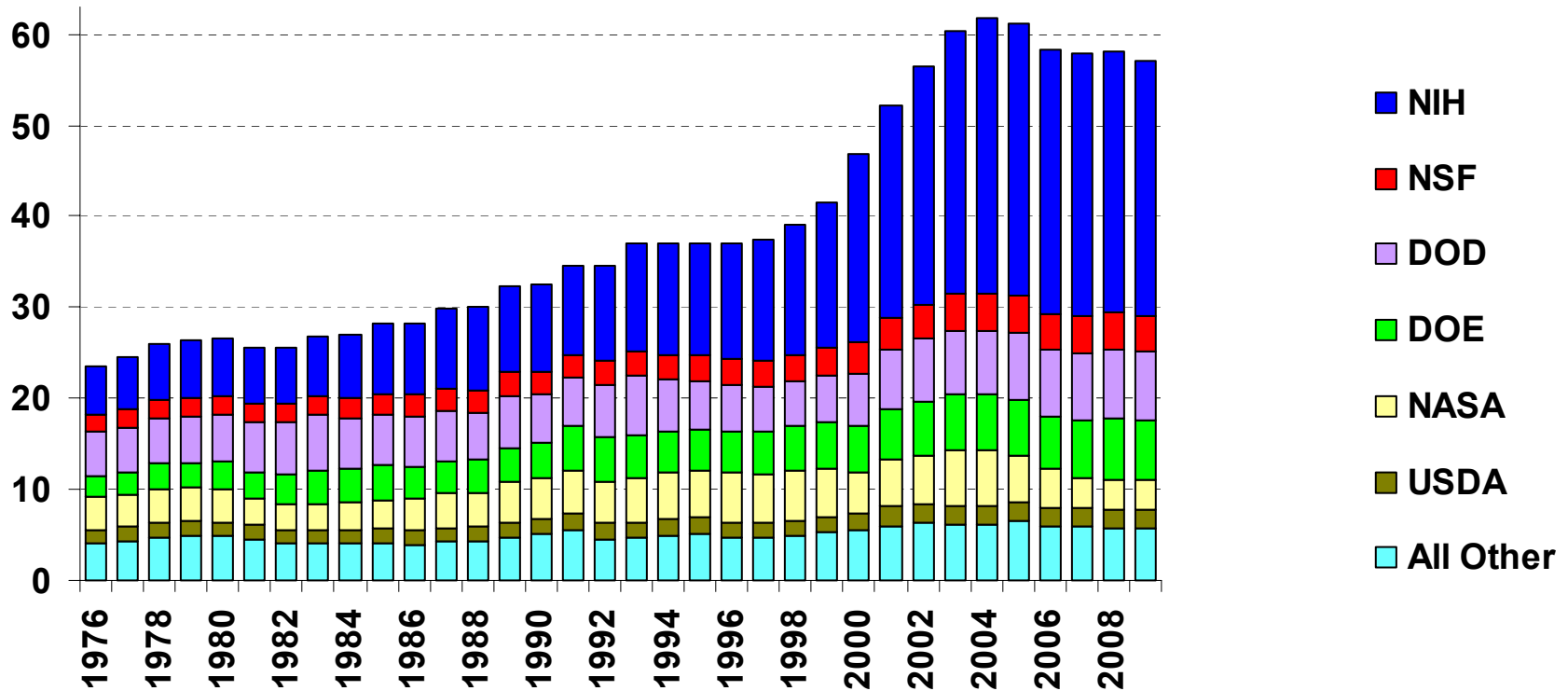


Source: AAAS analyses of R&D in annual AAAS R&D reports. * FY 2009 figures are AAAS estimates of R&D in the FY 2009 omnibus / continuing resolution. R&D includes conduct of R&D and R&D facilities. Data to 1984 are obligations from the NSF Federal Funds survey. GDP figures are from OMB, Budget of the U.S. Government FY 2009.



Trends in Research by Agency, FY 1976-2009 (as of 9/08) *

in billions of constant FY 2008 dollars

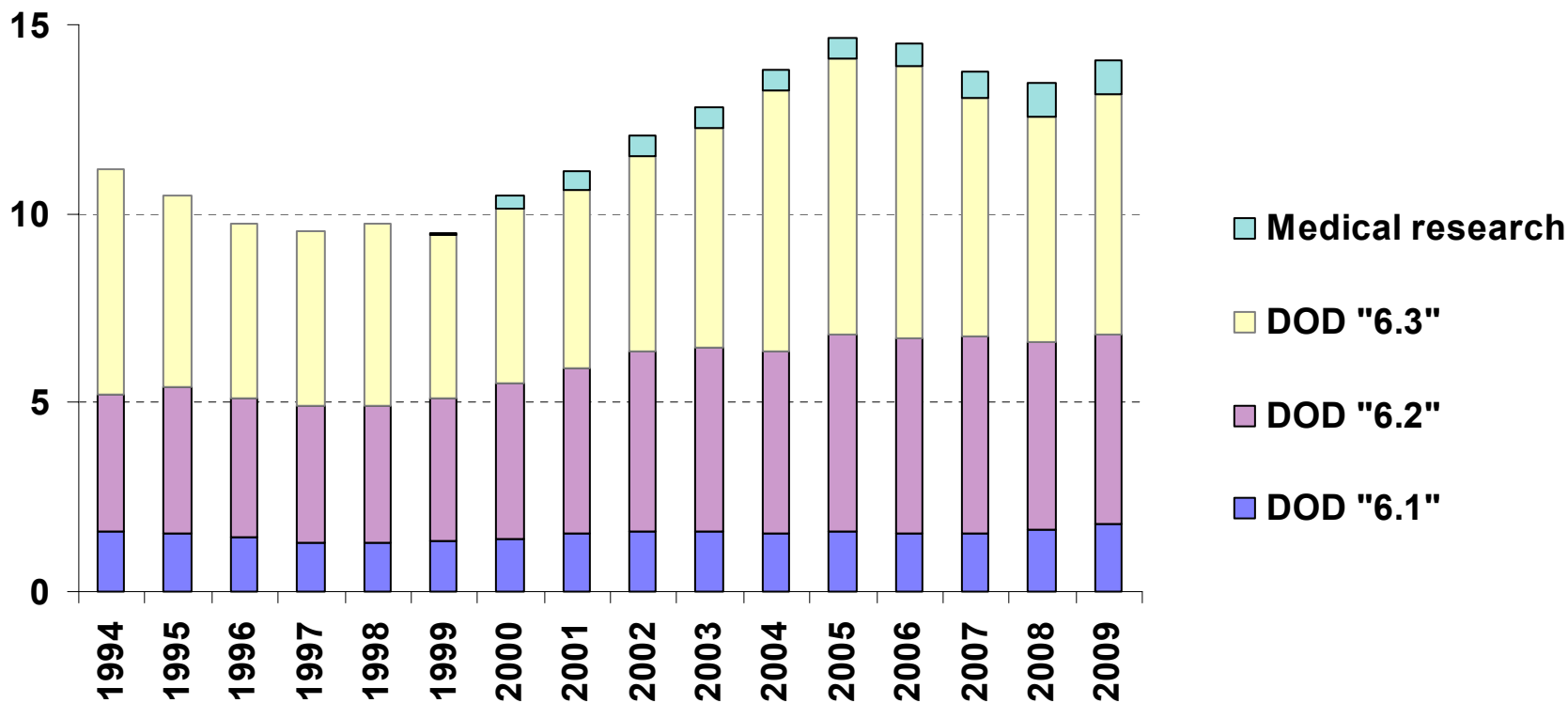


Source: AAAS analyses of R&D in annual AAAS R&D reports.
 * FY 2009 figures are AAAS estimates of R&D in the FY 2009 omnibus / continuing resolution. Research includes basic research and applied research. 1976-1994 figures are NSF data on obligations in the Federal Funds survey.
 SFPT '08 REVISED © 2008 AAAS



Trends in DOD "S&T", FY 1994-2009 *

in billions of constant FY 2008 dollars



Source: AAAS analyses of R&D in annual AAAS R&D reports.

* - FY 2009 figures are AAAS estimates of final FY 2009 appropriations.

Medical research appropriated outside RDT&E; appropriated in "6.2" accounts before 1999.

SEPTEMBER '08 © 2008 AAAS

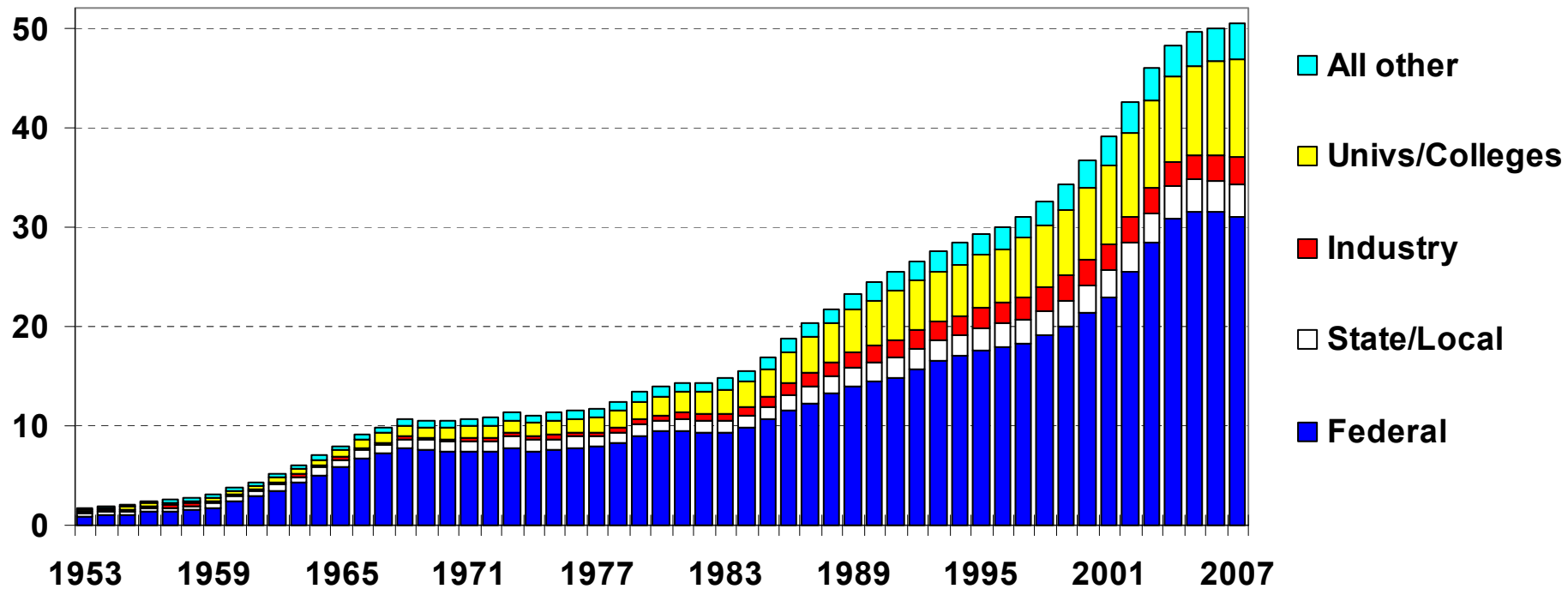


WHAT'S NEXT?

- It is now far less likely that Congress will return for a post-election session, because the Senate attached extensions of expiring tax cuts to the financial rescue bill.
- The rescue package includes a retroactive extension of the R&E tax credit, which expired December 2007, through Dec. '09.
- Even if Congress does return, appropriations are unlikely to be on the agenda.
- Federal agencies must plan on living with flat budgets for at least 5 months into the new fiscal year.
- The full FY 2010 budget proposal will likely be released in April 2009.

R&D at Colleges and Universities by Source of Funds

in billions of constant FY 2008 dollars, FY 1953-2007



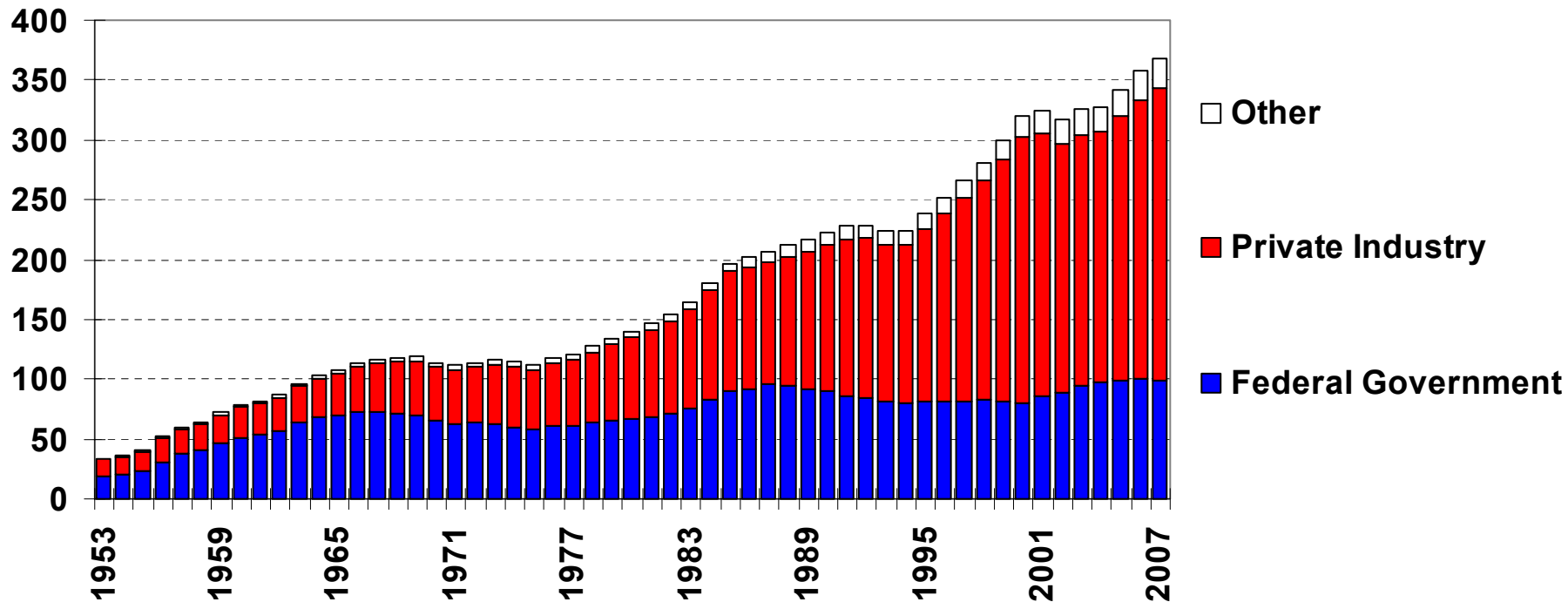
Source: National Science Foundation, Survey of Research and Development Expenditures at Universities and Colleges, Fiscal Year 2007, 2008. Constant-dollar conversions based on OMB's GDP deflators.

AUGUST '08 © 2008 AAAS



U.S. R&D Funding by Source, 1953-2007

expenditures in billions of constant 2007 dollars



Source: NSF, Division of Science Resources Statistics. (Data for 2007 are preliminary.)
AUGUST '08 © 2008 AAAS



FOR MORE INFORMATION...

The AAAS R&D web site is
www.aaas.org/spp/rd

AAAS REPORT XXXIII

Research & Development FY 2009

Intersociety Working Group

